



10<sup>th</sup> World Prune Conference  
Santiago de Chile  
Monday, November 5th, 2007

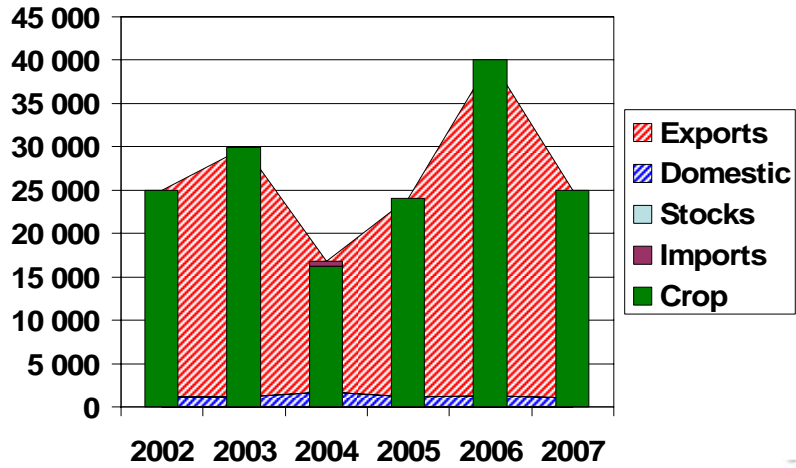
## World Prune Production: Statistical Update

Christian Amblard

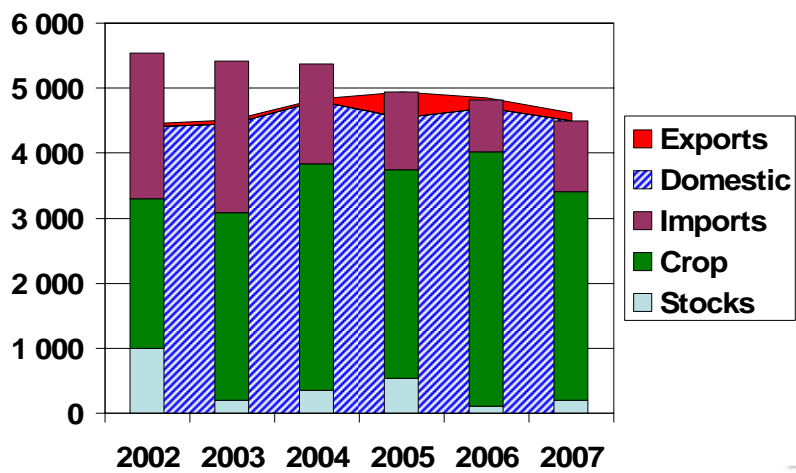
- 1 . Production Statistics



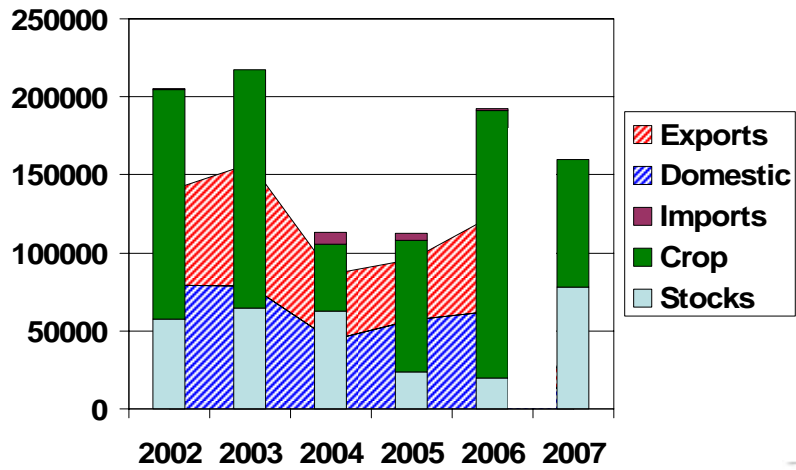
## Argentina



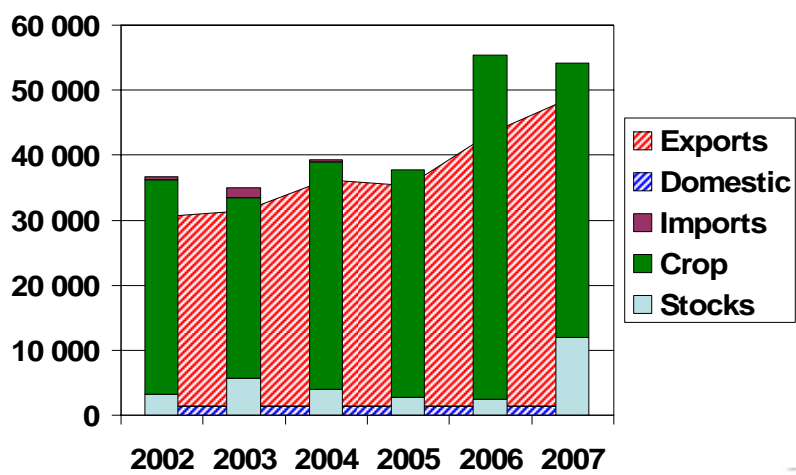
## Australia



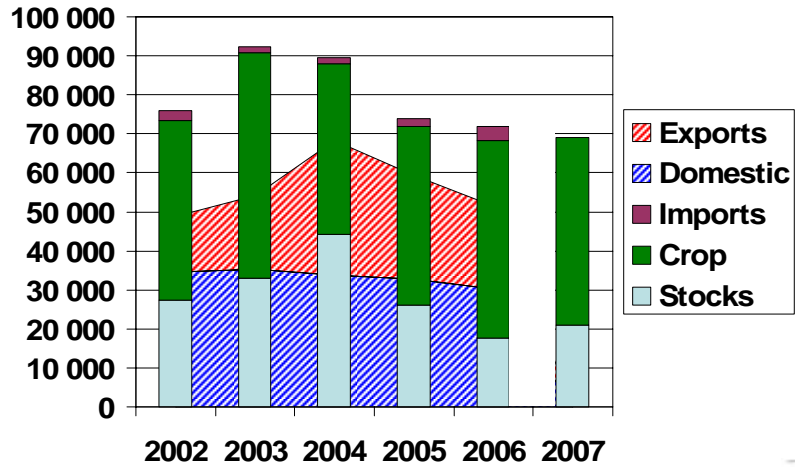
## California



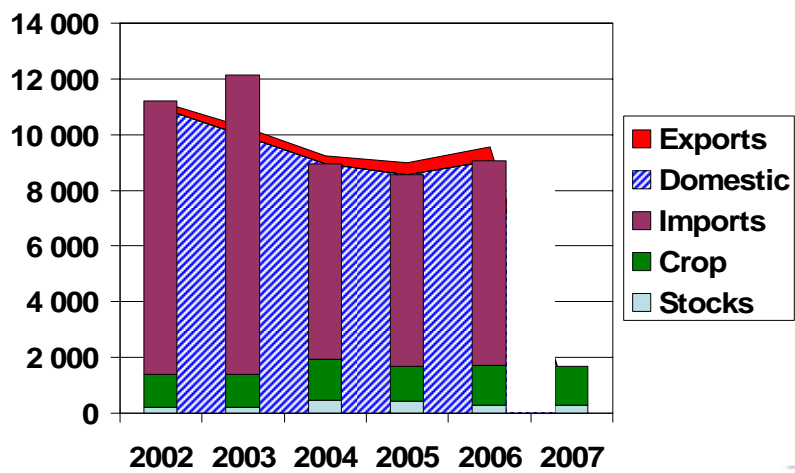
## Chile



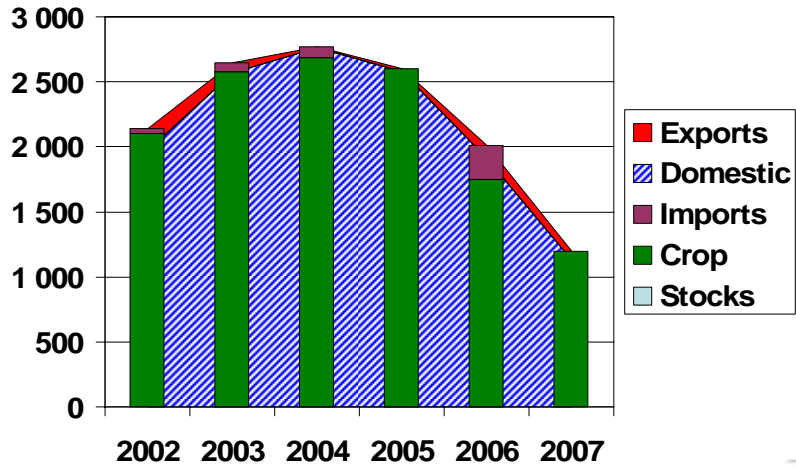
## France



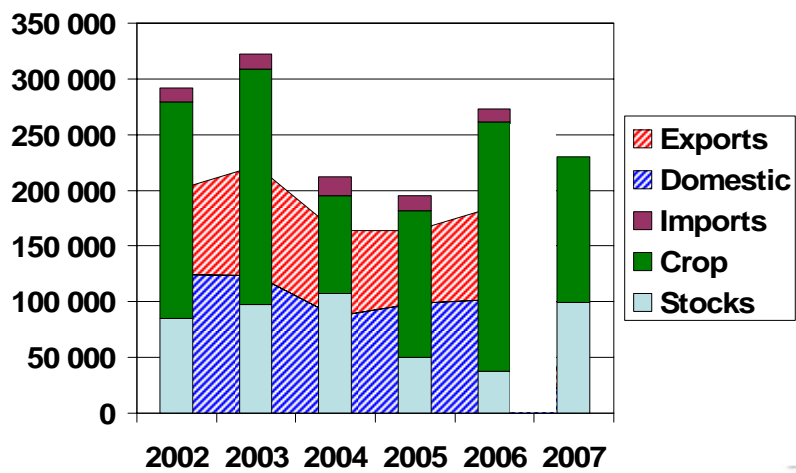
## Italy



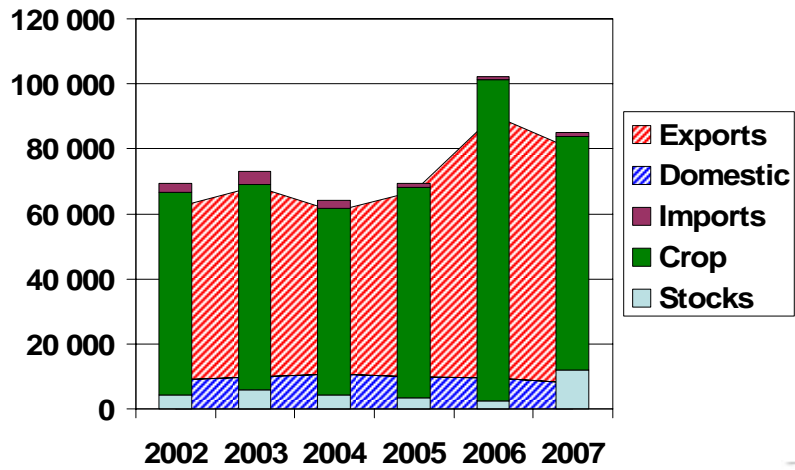
## South Africa



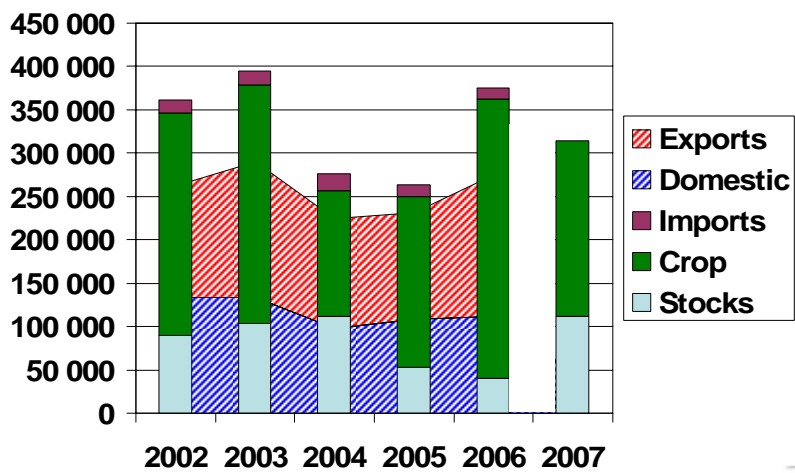
## Northern Hemisphere



## Southern Hemisphere



## Total World



- **2 . Orchard and Outlook**



**IPA World Prune Non-Bearing Orchard**  
(hectares)

	<b>2007</b>	<b>% young</b>
Argentina	3 500	26%
Australia	1 400	42%
CA. USA	3 240	11%
Chile	7 200	58%
France	1 300	9%
Italy	30	6%
South Africa	20	4%
<b>World rnd</b>	<b>15 700</b>	<b>21%</b>



**IPA World Prune Bearing Orchard**  
(hectares)

	<b>2007</b>	<b>2012</b>	<b>△</b>
Argentina	10 000	11 500	+ 1 500
Australia	1 900	3 450	+ 1 550
CA. USA	26 300	25 500	- 800
Chile	5 300	11 300	+ 6 000
France	13 000	13 200	+ 200
Italy	470	480	+ 10
South Africa	465	500	+ 35
<b>World rnd</b>	<b>58 000</b>	<b>67 000</b>	<b>+ 9 000</b>



**IPA 2006 World Prune Production Forecast**  
(x 1000 t.)

	<b>2007</b>	<b>2012</b>	<b>△</b>	<b>△%</b>
Argentina	40	50	+ 10	+ 25%
Australia	5	8	+ 3	+ 60%
CA. USA	139	139	0	0
Chile	45	80	+ 35	+ 78%
France	50	50	0	0
Italy	1.6	1.7	+ 0.1	+ 3%
South Africa	1.2	2	+ 0.8	+ 67%
<b>World rnd.</b>	<b>286</b>	<b>336</b>	<b>+ 50</b>	<b>+ 17%</b>





